

2023-24 NTCA NATIONAL WOMENS BOWLING INDIVIDUAL SEASON STATISTICAL LEADERS

3/17/2024

INDIVIDUAL SCORING AVERAGE

OVERALL				
RANK	PLAYER	SCHOOL	FRAMES	AVG / FRAME
1	REBECCA HAGERMAN	JACKSONVILLE STATE	1078	21.775
2	LAUREN TOMASZEWSKI	NORTH CAROLINA A&T STATE UNIVERSITY	1250	21.705
3	JADE COTE	YOUNGSTOWN STATE UNIVERSITY	921	21.409
4	CRYSTAL ELLIOTT	JACKSONVILLE STATE	1144	21.300
5	MARANDA PATTISON	JACKSONVILLE STATE	1024	21.246
6	PAIGE PETERS	VANDERBILT UNIVERSITY	1259	21.098
7	DENISE BLANKENZEE	SAM HOUSTON STATE UNIVERSITY	1201	20.958
8	KARLI VANDUINEN	ARKANSAS STATE UNIVERSITY	1031	20.948
9	JILLIAN MARTIN	UNIV. OF NEBRASKA	1164	20.948
10	PATRICIA ROSALES	LOUISIANA TECH UNIVERSITY	1165	20.906
11	EMMA STULL	ARKANSAS STATE UNIVERSITY	1006	20.869
12	MADISON DOSECK	YOUNGSTOWN STATE UNIVERSITY	514	20.862
13	VICTORIA VARANO	VANDERBILT UNIVERSITY	1229	20.809
14	ISABEL ALLEN	JACKSONVILLE STATE	848	20.800
15	ALLIE LEIENDECKER	LOUISIANA TECH UNIVERSITY	1135	20.790

INDIVIDUAL FRAME FILL PERCENTAGE

OVERALL				
RANK	PLAYER	SCHOOL	FRAMES	FILL %
1	ISABEL ALLEN	JACKSONVILLE STATE	848	90.6%
2	REBECCA HAGERMAN	JACKSONVILLE STATE	1078	90.5%
3	LAUREN TOMASZEWSKI	NORTH CAROLINA A&T STATE UNIVERSITY	1250	89.5%
4	PAIGE PETERS	VANDERBILT UNIVERSITY	1259	88.9%
5	CRYSTAL ELLIOTT	JACKSONVILLE STATE	1144	88.8%
6	MARANDA PATTISON	JACKSONVILLE STATE	1024	88.7%
7	JILLIAN MARTIN	UNIV. OF NEBRASKA	1164	88.6%
8	DENISE BLANKENZEE	SAM HOUSTON STATE UNIVERSITY	1201	88.1%
9	JADE COTE	YOUNGSTOWN STATE UNIVERSITY	921	88.0%
10	VICTORIA VARANO	VANDERBILT UNIVERSITY	1229	87.8%
11	PATRICIA ROSALES	LOUISIANA TECH UNIVERSITY	1165	87.6%
12	MELANIE KATEN	NORTH CAROLINA A&T STATE UNIVERSITY	698	87.4%
13	BRYSTAL BEYER	STEPHEN F. AUSTIN	907	87.2%
14	EMMA STULL	ARKANSAS STATE UNIVERSITY	1006	87.2%
15	ANNA MAXWELL	MARYVILLE UNIVERSITY	1311	87.1%

TRADITIONAL FORMAT

RANK	PLAYER	SCHOOL	FRAMES	AVG / FRAME
1	REBECCA HAGERMAN	JACKSONVILLE STATE	430	21.921
2	CRYSTAL ELLIOTT	JACKSONVILLE STATE	460	21.835
3	KIRSTEN MOORE	YOUNGSTOWN STATE UNIVERSITY	420	21.695
4	PAIGE PETERS	VANDERBILT UNIVERSITY	540	21.478
5	LAUREN TOMASZEWSKI	NORTH CAROLINA A&T STATE UNIVERSITY	510	21.404
6	JADE COTE	YOUNGSTOWN STATE UNIVERSITY	350	21.257
7	MARANDA PATTISON	JACKSONVILLE STATE	434	21.074
8	EMMA STULL	ARKANSAS STATE UNIVERSITY	370	21.054
9	KAILEE CHANNELL	VANDERBILT UNIVERSITY	256	21.000
10	KARLI VANDUINEN	ARKANSAS STATE UNIVERSITY	410	20.998
11	MADYSON MARX	YOUNGSTOWN STATE UNIVERSITY	350	20.974
12	CASSIDY ANSCHUTZ	MERRIMACK COLLEGE	280	20.879
13	ISABEL ALLEN	JACKSONVILLE STATE	326	20.840
14	PATRICIA ROSALES	LOUISIANA TECH UNIVERSITY	459	20.834
15	LYNDSAY ENNIS	YOUNGSTOWN STATE UNIVERSITY	304	20.813

TRADITIONAL FORMAT


RANK	PLAYER	SCHOOL	FRAMES	FILL %
1	REBECCA HAGERMAN	JACKSONVILLE STATE	430	92.6%
2	ISABEL ALLEN	JACKSONVILLE STATE	326	91.7%
3	PAIGE PETERS	VANDERBILT UNIVERSITY	540	90.9%
4	CRYSTAL ELLIOTT	JACKSONVILLE STATE	460	90.4%
5	KAILEE CHANNELL	VANDERBILT UNIVERSITY	256	90.2%
6	KIRSTEN MOORE	YOUNGSTOWN STATE UNIVERSITY	420	89.5%
7	RAMITA SARNTONG	SAM HOUSTON STATE UNIVERSITY	295	89.2%
8	MARANDA PATTISON	JACKSONVILLE STATE	434	88.7%
9	KATIE ROBB	NORTH CAROLINA A&T STATE UNIVERSITY	490	88.6%
10	LAUREN TOMASZEWSKI	NORTH CAROLINA A&T STATE UNIVERSITY	510	88.4%
11	ALYSSA ALEXANDER	MOUNT ST. MARYS UNIVERSITY	410	88.3%
12	BRYSTAL BEYER	STEPHEN F. AUSTIN	350	88.3%
13	ANNA MAXWELL	MARYVILLE UNIVERSITY	514	88.1%
14	BROOKE ROBERTS	UNIV. OF MARYLAND EASTERN SHORE	444	88.1%
15	PATRICIA ROSALES	LOUISIANA TECH UNIVERSITY	459	88.0%

BAKER FORMAT

RANK	PLAYER	SCHOOL	FRAMES	AVG / FRAME
1	LAUREN TOMASZEWSKI	NORTH CAROLINA A&T STATE UNIVERSITY	740	21.912
2	REBECCA HAGERMAN	JACKSONVILLE STATE	648	21.677
3	JADE COTE	YOUNGSTOWN STATE UNIVERSITY	571	21.503
4	MARANDA PATTISON	JACKSONVILLE STATE	590	21.373
5	JILLIAN MARTIN	UNIV. OF NEBRASKA	724	21.213
6	ANNA WARKEL	JACKSONVILLE STATE	434	21.203
7	DENISE BLANKENZEE	SAM HOUSTON STATE UNIVERSITY	731	21.202
8	VICTORIA VARANO	VANDERBILT UNIVERSITY	739	20.957
9	PATRICIA ROSALES	LOUISIANA TECH UNIVERSITY	706	20.952
10	CRYSTAL ELLIOTT	JACKSONVILLE STATE	684	20.940
11	KARLI VANDUINEN	ARKANSAS STATE UNIVERSITY	621	20.915
12	MADISON DOSECK	YOUNGSTOWN STATE UNIVERSITY	304	20.901
13	KYLEE TREXLER	LOUISIANA TECH UNIVERSITY	488	20.883
14	ALLIE LEIENDECKER	LOUISIANA TECH UNIVERSITY	689	20.819
15	PAIGE PETERS	VANDERBILT UNIVERSITY	719	20.812

BAKER FORMAT

RANK	PLAYER	SCHOOL	FRAMES	FILL %
1	LAUREN TOMASZEWSKI	NORTH CAROLINA A&T STATE UNIVERSITY	740	90.3%
2	ISABEL ALLEN	JACKSONVILLE STATE	522	89.9%
3	JILLIAN MARTIN	UNIV. OF NEBRASKA	724	89.5%
4	REBECCA HAGERMAN	JACKSONVILLE STATE	648	89.1%
5	VICTORIA VARANO	VANDERBILT UNIVERSITY	739	88.9%
6	JADE COTE	YOUNGSTOWN STATE UNIVERSITY	571	88.7%
7	MARANDA PATTISON	JACKSONVILLE STATE	590	88.6%
8	DENISE BLANKENZEE	SAM HOUSTON STATE UNIVERSITY	731	88.5%
9	ANNA WARKEL	JACKSONVILLE STATE	434	88.0%
10	CRYSTAL ELLIOTT	JACKSONVILLE STATE	684	87.8%
11	PAIGE PETERS	VANDERBILT UNIVERSITY	719	87.4%
12	MAYA AVILEZ	NORTH CAROLINA A&T STATE UNIVERSITY	671	87.4%
13	PATRICIA ROSALES	LOUISIANA TECH UNIVERSITY	706	87.3%
14	MELANIE KATEN	NORTH CAROLINA A&T STATE UNIVERSITY	434	87.1%
15	KARLI VANDUINEN	ARKANSAS STATE UNIVERSITY	621	87.0%



2023-24 NTCA NATIONAL WOMENS BOWLING INDIVIDUAL SEASON STATISTICAL LEADERS

3/17/2024

INDIVIDUAL STRIKE PERCENTAGE

OVERALL				
RANK	PLAYER	SCHOOL	ATTEMPTS	STRIKE %
1	JADE COTE	YOUNGSTOWN STATE UNIVERSITY	924	58.2%
2	REBECCA HAGERMAN	JACKSONVILLE STATE	1091	57.7%
3	MADISON DOSECK	YOUNGSTOWN STATE UNIVERSITY	520	57.5%
4	CRYSTAL ELLIOTT	JACKSONVILLE STATE	1146	57.4%
5	LAUREN TOMASZEWSKI	NORTH CAROLINA A&T STATE UNIVERSITY	1250	56.2%
6	MARANDA PATTISON	JACKSONVILLE STATE	1032	55.9%
7	KARLI VANDUINEN	ARKANSAS STATE UNIVERSITY	1035	55.6%
8	ANNA WARKEL	JACKSONVILLE STATE	687	55.0%
9	MADYSON MARX	YOUNGSTOWN STATE UNIVERSITY	935	54.8%
10	ALLIE LEIENDECKER	LOUISIANA TECH UNIVERSITY	1142	54.7%
11	DANNIELLE HENDERSON	JACKSONVILLE STATE	516	54.3%
12	PATRICIA ROSALES	LOUISIANA TECH UNIVERSITY	1169	53.7%
13	MAGGIE THOMA	ARKANSAS STATE UNIVERSITY	587	53.7%
14	VICTORIA VARANO	VANDERBILT UNIVERSITY	1239	53.4%
15	EMMA STULL	ARKANSAS STATE UNIVERSITY	1008	53.2%

INDIVIDUAL SINGLE PIN SPARE PERCENTAGE

OVERALL				
RANK	PLAYER	SCHOOL	ATTEMPTS	Single Pin Spare %
1	CRYSTAL ELLIOTT	JACKSONVILLE STATE	272	96.3%
2	ISABEL ALLEN	JACKSONVILLE STATE	245	95.5%
3	PATRICIA ROSALES	LOUISIANA TECH UNIVERSITY	247	94.7%
4	MADILYN YOCKEL	SACRED HEART UNIVERSITY	146	94.5%
5	MELANIE KATEN	NORTH CAROLINA A&T STATE UNIVERSITY	198	94.4%
6	DENISE BLANKENZEE	SAM HOUSTON STATE UNIVERSITY	304	94.4%
7	KIEARRA SALDI	DUQUESNE UNIVERSITY	222	93.7%
8	VICTORIA VARANO	VANDERBILT UNIVERSITY	288	93.4%
9	MORGAN BROOKOVER	DUQUESNE UNIVERSITY	141	92.9%
10	ALYSSA BALLARD	VANDERBILT UNIVERSITY	191	92.7%
11	CAROLINE THESIER	VANDERBILT UNIVERSITY	197	92.4%
12	JULIANA KERRIGAN	STEPHEN F. AUSTIN	193	92.2%
13	EMILY KULKARNI	MOLLOY UNIVERSITY	154	92.2%
	LAUREN TOMASZEWSKI	NORTH CAROLINA A&T STATE UNIVERSITY	308	92.2%
15	CHLOE NEWBERRY	NORTH CAROLINA A&T STATE UNIVERSITY	306	92.2%

TRADITIONAL FORMAT

RANK	PLAYER	SCHOOL	ATTEMPTS	STRIKE %
1	CRYSTAL ELLIOTT	JACKSONVILLE STATE	460	58.9%
2	JADE COTE	YOUNGSTOWN STATE UNIVERSITY	350	58.9%
3	REBECCA HAGERMAN	JACKSONVILLE STATE	430	58.1%
4	KIRSTEN MOORE	YOUNGSTOWN STATE UNIVERSITY	420	57.6%
5	ALLYSHA HOWARD	FAIRLEIGH DICKINSON UNIVERSITY	375	56.3%
6	KARLI VANDUINEN	ARKANSAS STATE UNIVERSITY	410	55.4%
7	PAIGE PETERS	VANDERBILT UNIVERSITY	540	55.2%
8	MADYSON MARX	YOUNGSTOWN STATE UNIVERSITY	350	55.1%
9	LAUREN TOMASZEWSKI	NORTH CAROLINA A&T STATE UNIVERSITY	510	55.1%
10	CASSIDY ANSCHUTZ	MERRIMACK COLLEGE	280	55.0%
11	OLIVIA LAMPKIN	MERRIMACK COLLEGE	266	54.9%
12	MARANDA PATTISON	JACKSONVILLE STATE	434	54.8%
13	LYNDSAY ENNIS	YOUNGSTOWN STATE UNIVERSITY	304	54.3%
14	EMMA STULL	ARKANSAS STATE UNIVERSITY	370	53.8%
15	ALLIE LEIENDECKER	LOUISIANA TECH UNIVERSITY	446	53.4%

TRADITIONAL FORMAT


RANK	PLAYER	SCHOOL	ATTEMPTS	Single Pin Spare %
1	CRYSTAL ELLIOTT	JACKSONVILLE STATE	115	96.5%
2	ALYSSA BALLARD	VANDERBILT UNIVERSITY	84	96.4%
3	PATRICIA ROSALES	LOUISIANA TECH UNIVERSITY	108	96.3%
4	LANI BREEDLOVE	UNIV. OF NEBRASKA	49	95.9%
5	ISABEL ALLEN	JACKSONVILLE STATE	96	95.8%
	MELANIE KATEN	NORTH CAROLINA A&T STATE UNIVERSITY	72	95.8%
7	KATIE ROBB	NORTH CAROLINA A&T STATE UNIVERSITY	116	95.7%
8	DENISE BLANKENZEE	SAM HOUSTON STATE UNIVERSITY	110	95.5%
9	KAILEE CHANNELL	VANDERBILT UNIVERSITY	65	95.4%
10	MORGAN DAVIS	MONMOUTH UNIVERSITY	61	95.1%
11	RAMITA SARNTONG	SAM HOUSTON STATE UNIVERSITY	76	94.7%
12	MADILYN YOCKEL	SACRED HEART UNIVERSITY	56	94.6%
	ALYSSA ALEXANDER	MOUNT ST. MARYS UNIVERSITY	112	94.6%
14	REBECCA HAGERMAN	JACKSONVILLE STATE	104	94.2%
	KASSIDY LANDWEHR	ST. FRANCIS UNIVERSITY (PA)	52	94.2%

BAKER FORMAT

RANK	PLAYER	SCHOOL	ATTEMPTS	STRIKE %
1	JADE COTE	YOUNGSTOWN STATE UNIVERSITY	574	57.8%
2	REBECCA HAGERMAN	JACKSONVILLE STATE	661	57.5%
3	MADISON DOSECK	YOUNGSTOWN STATE UNIVERSITY	310	57.1%
4	ANNA WARKEL	JACKSONVILLE STATE	441	56.9%
5	LAUREN TOMASZEWSKI	NORTH CAROLINA A&T STATE UNIVERSITY	740	56.9%
6	MARANDA PATTISON	JACKSONVILLE STATE	598	56.7%
7	CRYSTAL ELLIOTT	JACKSONVILLE STATE	686	56.4%
8	PATRICIA ROSALES	LOUISIANA TECH UNIVERSITY	710	55.9%
9	KARLI VANDUINEN	ARKANSAS STATE UNIVERSITY	625	55.7%
10	ALLIE LEIENDECKER	LOUISIANA TECH UNIVERSITY	696	55.6%
11	KYLEE TREXLER	LOUISIANA TECH UNIVERSITY	500	55.6%
12	DANNIELLE HENDERSON	JACKSONVILLE STATE	302	55.3%
13	JILLIAN MARTIN	UNIV. OF NEBRASKA	724	54.6%
14	MADYSON MARX	YOUNGSTOWN STATE UNIVERSITY	585	54.5%
15	VICTORIA VARANO	VANDERBILT UNIVERSITY	749	53.7%

BAKER FORMAT

RANK	PLAYER	SCHOOL	ATTEMPTS	Single Pin Spare %
1	CRYSTAL ELLIOTT	JACKSONVILLE STATE	157	96.2%
2	COLLEEN JUMP	WILLIAM SMITH COLLEGE	89	95.5%
3	ISABEL ALLEN	JACKSONVILLE STATE	149	95.3%
4	MADILYN YOCKEL	SACRED HEART UNIVERSITY	90	94.4%
5	KATIE PARIS	SAM HOUSTON STATE UNIVERSITY	103	94.2%
6	MORGAN BROOKOVER	DUQUESNE UNIVERSITY	68	94.1%
7	VICTORIA VARANO	VANDERBILT UNIVERSITY	180	93.9%
8	DENISE BLANKENZEE	SAM HOUSTON STATE UNIVERSITY	194	93.8%
9	KIEARRA SALDI	DUQUESNE UNIVERSITY	144	93.8%
10	MELANIE KATEN	NORTH CAROLINA A&T STATE UNIVERSITY	126	93.7%
11	PATRICIA ROSALES	LOUISIANA TECH UNIVERSITY	139	93.5%
12	MADISON DOSECK	YOUNGSTOWN STATE UNIVERSITY	61	93.4%
13	KAYLA VERSTRAETE	UNIV. OF NEBRASKA	168	92.9%
	MARANDA PATTISON	JACKSONVILLE STATE	140	92.9%
15	JULIANA KERRIGAN	STEPHEN F. AUSTIN	123	92.7%



2023-24 NTCA NATIONAL WOMENS BOWLING INDIVIDUAL SEASON STATISTICAL LEADERS

3/17/2024

INDIVIDUAL FIRST BALL "9+" PERCENTAGE

OVERALL				
RANK	PLAYER	SCHOOL	Attempts	1st Ball 9+ %
1	REBECCA HAGERMAN	JACKSONVILLE STATE	1091	82.5%
2	JADE COTE	YOUNGSTOWN STATE UNIVERSITY	924	81.8%
3	CRYSTAL ELLIOTT	JACKSONVILLE STATE	1146	81.2%
4	LAUREN TOMASZEWSKI	NORTH CAROLINA A&T STATE UNIVERSITY	1250	80.8%
5	ANNA WARKEL	JACKSONVILLE STATE	687	80.6%
6	MARANDA PATTISON	JACKSONVILLE STATE	1032	80.6%
7	JILLIAN MARTIN	UNIV. OF NEBRASKA	1164	79.9%
8	BROOKE ROBERTS	UNIV. OF MARYLAND EASTERN SHORE	1112	79.5%
9	PAIGE PETERS	VANDERBILT UNIVERSITY	1261	79.1%
10	KIRSTEN MOORE	YOUNGSTOWN STATE UNIVERSITY	1080	79.1%
11	KARLI VANDUINEN	ARKANSAS STATE UNIVERSITY	1035	79.0%
12	ISABEL ALLEN	JACKSONVILLE STATE	860	78.8%
13	ALYSSA ALEXANDER	MOUNT ST. MARYS UNIVERSITY	991	78.8%
14	EMMA STULL	ARKANSAS STATE UNIVERSITY	1008	78.7%
15	KAYLA VERSTRAETE	UNIV. OF NEBRASKA	1006	78.2%

INDIVIDUAL FIRST BALL AVERAGE PINFALL

OVERALL				
RANK	PLAYER	SCHOOL	Attempts	AVG 1stBall
1	REBECCA HAGERMAN	JACKSONVILLE STATE	1091	9.261
2	JADE COTE	YOUNGSTOWN STATE UNIVERSITY	924	9.252
3	ANNA WARKEL	JACKSONVILLE STATE	687	9.231
4	CRYSTAL ELLIOTT	JACKSONVILLE STATE	1146	9.231
5	MARANDA PATTISON	JACKSONVILLE STATE	1032	9.227
6	LAUREN TOMASZEWSKI	NORTH CAROLINA A&T STATE UNIVERSITY	1250	9.226
7	KARLI VANDUINEN	ARKANSAS STATE UNIVERSITY	1035	9.192
8	JILLIAN MARTIN	UNIV. OF NEBRASKA	1164	9.192
9	BROOKE ROBERTS	UNIV. OF MARYLAND EASTERN SHORE	1112	9.165
10	PAIGE PETERS	VANDERBILT UNIVERSITY	1261	9.164
11	KIRSTEN MOORE	YOUNGSTOWN STATE UNIVERSITY	1080	9.158
12	MADYSON MARX	YOUNGSTOWN STATE UNIVERSITY	935	9.136
13	EMMA STULL	ARKANSAS STATE UNIVERSITY	1008	9.136
14	ISABEL ALLEN	JACKSONVILLE STATE	860	9.134
15	ALYSSA ALEXANDER	MOUNT ST. MARYS UNIVERSITY	991	9.126

TRADITIONAL FORMAT

RANK	PLAYER	SCHOOL	Attempts	1st Ball 9+ %
1	CRYSTAL ELLIOTT	JACKSONVILLE STATE	460	83.9%
2	REBECCA HAGERMAN	JACKSONVILLE STATE	430	82.3%
3	PAIGE PETERS	VANDERBILT UNIVERSITY	540	82.2%
4	JADE COTE	YOUNGSTOWN STATE UNIVERSITY	350	82.0%
5	MARANDA PATTISON	JACKSONVILLE STATE	434	81.3%
6	KIRSTEN MOORE	YOUNGSTOWN STATE UNIVERSITY	420	81.0%
7	ALLYSHA HOWARD	FAIRLEIGH DICKINSON UNIVERSITY	375	80.5%
8	CASSIDY ANSCHUTZ	MERRIMACK COLLEGE	280	80.0%
	KARLI VANDUINEN	ARKANSAS STATE UNIVERSITY	410	80.0%
10	CHLOE NEWBERRY	NORTH CAROLINA A&T STATE UNIVERSITY	455	79.8%
11	EMMA STULL	ARKANSAS STATE UNIVERSITY	370	79.5%
12	LAUREN TOMASZEWSKI	NORTH CAROLINA A&T STATE UNIVERSITY	510	79.4%
13	ALYSSA ALEXANDER	MOUNT ST. MARYS UNIVERSITY	410	79.3%
14	ISABEL ALLEN	JACKSONVILLE STATE	326	79.1%
15	BROOKE ROBERTS	UNIV. OF MARYLAND EASTERN SHORE	444	79.1%

TRADITIONAL FORMAT


RANK	PLAYER	SCHOOL	Attempts	AVG 1stBall
1	CRYSTAL ELLIOTT	JACKSONVILLE STATE	460	9.300
2	REBECCA HAGERMAN	JACKSONVILLE STATE	430	9.286
3	JADE COTE	YOUNGSTOWN STATE UNIVERSITY	350	9.274
4	PAIGE PETERS	VANDERBILT UNIVERSITY	540	9.246
5	KIRSTEN MOORE	YOUNGSTOWN STATE UNIVERSITY	420	9.231
6	MARANDA PATTISON	JACKSONVILLE STATE	434	9.226
7	KARLI VANDUINEN	ARKANSAS STATE UNIVERSITY	410	9.202
8	LAUREN TOMASZEWSKI	NORTH CAROLINA A&T STATE UNIVERSITY	510	9.188
9	CASSIDY ANSCHUTZ	MERRIMACK COLLEGE	280	9.171
10	BROOKE ROBERTS	UNIV. OF MARYLAND EASTERN SHORE	444	9.164
11	LYNDSAY ENNIS	YOUNGSTOWN STATE UNIVERSITY	304	9.161
12	EMMA STULL	ARKANSAS STATE UNIVERSITY	370	9.154
13	OLIVIA LAMPKIN	MERRIMACK COLLEGE	266	9.150
14	MADYSON MARX	YOUNGSTOWN STATE UNIVERSITY	350	9.146
15	ANNA WARKEL	JACKSONVILLE STATE	246	9.134

BAKER FORMAT

RANK	PLAYER	SCHOOL	Attempts	1st Ball 9+ %
1	REBECCA HAGERMAN	JACKSONVILLE STATE	661	82.6%
2	ANNA WARKEL	JACKSONVILLE STATE	441	82.5%
3	JILLIAN MARTIN	UNIV. OF NEBRASKA	724	81.9%
4	LAUREN TOMASZEWSKI	NORTH CAROLINA A&T STATE UNIVERSITY	740	81.8%
5	JADE COTE	YOUNGSTOWN STATE UNIVERSITY	574	81.7%
6	MARANDA PATTISON	JACKSONVILLE STATE	598	80.1%
7	DENISE BLANKENZEE	SAM HOUSTON STATE UNIVERSITY	732	79.9%
8	BROOKE ROBERTS	UNIV. OF MARYLAND EASTERN SHORE	668	79.8%
9	CRYSTAL ELLIOTT	JACKSONVILLE STATE	686	79.3%
10	KAYLA VERSTRAETE	UNIV. OF NEBRASKA	626	78.9%
11	ISABEL ALLEN	JACKSONVILLE STATE	534	78.7%
12	ALYSSA ALEXANDER	MOUNT ST. MARYS UNIVERSITY	581	78.5%
13	KARLI VANDUINEN	ARKANSAS STATE UNIVERSITY	625	78.4%
14	MAYA AVILEZ	NORTH CAROLINA A&T STATE UNIVERSITY	680	78.4%
15	EMMA STULL	ARKANSAS STATE UNIVERSITY	638	78.2%

BAKER FORMAT

RANK	PLAYER	SCHOOL	Attempts	AVG 1stBall
1	ANNA WARKEL	JACKSONVILLE STATE	441	9.287
2	LAUREN TOMASZEWSKI	NORTH CAROLINA A&T STATE UNIVERSITY	740	9.251
3	REBECCA HAGERMAN	JACKSONVILLE STATE	661	9.244
4	JILLIAN MARTIN	UNIV. OF NEBRASKA	724	9.242
5	JADE COTE	YOUNGSTOWN STATE UNIVERSITY	574	9.239
6	MARANDA PATTISON	JACKSONVILLE STATE	598	9.227
7	KARLI VANDUINEN	ARKANSAS STATE UNIVERSITY	625	9.186
8	CRYSTAL ELLIOTT	JACKSONVILLE STATE	686	9.185
9	DENISE BLANKENZEE	SAM HOUSTON STATE UNIVERSITY	732	9.173
10	BROOKE ROBERTS	UNIV. OF MARYLAND EASTERN SHORE	668	9.165
11	KAYLA VERSTRAETE	UNIV. OF NEBRASKA	626	9.148
12	ISABEL ALLEN	JACKSONVILLE STATE	534	9.140
13	AMANDA NAUJOKAS	VANDERBILT UNIVERSITY	404	9.139
14	ALYSSA ALEXANDER	MOUNT ST. MARYS UNIVERSITY	581	9.136
15	KYLEE TREXLER	LOUISIANA TECH UNIVERSITY	500	9.132



2023-24 NTCA NATIONAL WOMENS BOWLING INDIVIDUAL SEASON STATISTICAL LEADERS

3/17/2024

BAKER FORMAT ONLY SPECIALTY STATS

ANCHOR BOWLER - 10TH FRAME SCORING AVERAGE				
RANK	PLAYER	SCHOOL	10TH FRAMES	AVG / FRAME
1	LAUREN TOMASZEWSKI	NORTH CAROLINA A&T STATE UNIVERSITY	370	22.130
2	JADE COTE	YOUNGSTOWN STATE UNIVERSITY	124	21.790
3	DENISE BLANKENZEE	SAM HOUSTON STATE UNIVERSITY	359	21.643
4	PATRICIA ROSALES	LOUISIANA TECH UNIVERSITY	130	21.538
5	EMMA STULL	ARKANSAS STATE UNIVERSITY	127	21.417
6	ALLIE LEIENDECKER	LOUISIANA TECH UNIVERSITY	215	21.372
7	VICTORIA VARANO	VANDERBILT UNIVERSITY	125	21.272
8	MADYSON MARX	YOUNGSTOWN STATE UNIVERSITY	182	21.187
9	NATALIE HELTNE	MARYVILLE UNIVERSITY	92	21.141
10	JILLIAN MARTIN	UNIV. OF NEBRASKA	362	21.113
11	RACHEL NELSON	UNIV. OF WISCONSIN, WHITEWATER	154	21.039
12	OLIVIA LAMPKIN	MERRIMACK COLLEGE	84	20.964
13	PAIGE PETERS	VANDERBILT UNIVERSITY	248	20.875
14	SHELBY DAVIS	OKLAHOMA CHRISTIAN	86	20.709
15	KAYLEE BACK	OKLAHOMA CHRISTIAN	98	20.684


ALL BOWLER - BAKER DOUBLE PERCENTAGE				
RANK	PLAYER	SCHOOL	ATTEMPTS	BK DBL %
1	MEL ROBERTS	MERCYHURST UNIVERSITY	102	61.8%
2	REBECCA HAGERMAN	JACKSONVILLE STATE	357	61.1%
3	JADE COTE	YOUNGSTOWN STATE UNIVERSITY	264	60.2%
4	KYLEE TREXLER	LOUISIANA TECH UNIVERSITY	154	59.1%
5	LAUREN TOMASZEWSKI	NORTH CAROLINA A&T STATE UNIVERSITY	366	59.0%
6	DANNIELLE HENDERSON	JACKSONVILLE STATE	134	59.0%
7	MADYSON MARX	YOUNGSTOWN STATE UNIVERSITY	314	58.3%
8	AMANDA NAUJOKAS	VANDERBILT UNIVERSITY	205	58.0%
9	KARLI VANDUINEN	ARKANSAS STATE UNIVERSITY	323	57.9%
10	MARANDA PATTISON	JACKSONVILLE STATE	315	57.8%
11	KAYLEE BACK	OKLAHOMA CHRISTIAN	97	57.7%
12	CRYSTAL ELLIOTT	JACKSONVILLE STATE	382	57.3%
13	SYDNEY REARDON	DELAWARE STATE UNIVERSITY	225	56.9%
14	PATRICIA ROSALES	LOUISIANA TECH UNIVERSITY	350	56.9%
15	ANNA WARKEL	JACKSONVILLE STATE	215	56.7%

ANCHOR BOWLER - 10TH FRAME FILL %				
RANK	PLAYER	SCHOOL	10TH FRAMES	FILL %
1	LAUREN TOMASZEWSKI	NORTH CAROLINA A&T STATE UNIVERSITY	370	91.6%
2	DENISE BLANKENZEE	SAM HOUSTON STATE UNIVERSITY	359	91.4%
3	VICTORIA VARANO	VANDERBILT UNIVERSITY	125	91.2%
4	JADE COTE	YOUNGSTOWN STATE UNIVERSITY	124	90.3%
5	PATRICIA ROSALES	LOUISIANA TECH UNIVERSITY	130	90.0%
6	ALLIE LEIENDECKER	LOUISIANA TECH UNIVERSITY	215	89.8%
7	JILLIAN MARTIN	UNIV. OF NEBRASKA	362	89.5%
8	NATALIE HELTNE	MARYVILLE UNIVERSITY	92	89.1%
9	SYDNEY REARDON	DELAWARE STATE UNIVERSITY	155	89.0%
10	LEXUS PETRICH	MCKENDREE UNIVERSITY	180	88.9%
11	RACHEL NELSON	UNIV. OF WISCONSIN, WHITEWATER	154	88.3%
12	EMMA STULL	ARKANSAS STATE UNIVERSITY	127	87.4%
13	MIA STOLAKIS	TULANE UNIVERSITY	79	87.3%
14	KARLI VANDUINEN	ARKANSAS STATE UNIVERSITY	148	87.2%
15	BROOKE ROBERTS	UNIV. OF MARYLAND EASTERN SHORE	317	87.1%

SETUP BOWLER - 9TH FRAME STRIKE %				
RANK	PLAYER	SCHOOL	FRAMES	STRIKE %
1	JADE COTE	YOUNGSTOWN STATE UNIVERSITY	111	60.4%
2	REBECCA HAGERMAN	JACKSONVILLE STATE	228	60.1%
3	FAITH WELCH	ARKANSAS STATE UNIVERSITY	145	57.9%
4	MOLLY CHIESA	SACRED HEART UNIVERSITY	77	57.1%
5	ASHLEY HARDY	MOLLOY UNIVERSITY	94	55.3%
6	VICTORIA VARANO	VANDERBILT UNIVERSITY	168	54.8%
7	KAYLA VERSTRAETE	UNIV. OF NEBRASKA	296	53.4%
8	PATRICIA ROSALES	LOUISIANA TECH UNIVERSITY	153	52.9%
9	JULIANA KERRIGAN	STEPHEN F. AUSTIN	225	52.9%
10	MARIANA SANTOS	UNIV. OF MARYLAND EASTERN SHORE	103	52.4%
11	GABY OCHOA	UNIV. OF MARYLAND EASTERN SHORE	86	52.3%
12	LEAH VARELA	MOUNT ST. MARYS UNIVERSITY	122	50.8%
13	MACKENZIE KEANE	ST. FRANCIS UNIVERSITY (PA)	109	50.5%
14	CHLOE NEWBERRY	NORTH CAROLINA A&T STATE UNIVERSITY	290	50.3%
15	KAIA GRAY	SAM HOUSTON STATE UNIVERSITY	169	49.7%

ANCHOR BOWLER - 10TH FRAME DOUBLE %				
RANK	PLAYER	SCHOOL	10TH FRAMES	Double %
1	LAUREN TOMASZEWSKI	NORTH CAROLINA A&T STATE UNIVERSITY	370	37.3%
2	JADE COTE	YOUNGSTOWN STATE UNIVERSITY	124	35.5%
3	EMMA STULL	ARKANSAS STATE UNIVERSITY	127	35.4%
4	MADYSON MARX	YOUNGSTOWN STATE UNIVERSITY	182	34.6%
5	OLIVIA LAMPKIN	MERRIMACK COLLEGE	84	34.5%
6	DENISE BLANKENZEE	SAM HOUSTON STATE UNIVERSITY	359	33.4%
7	KAYLEE BACK	OKLAHOMA CHRISTIAN	98	32.7%
8	ALLIE LEIENDECKER	LOUISIANA TECH UNIVERSITY	215	32.6%
9	PATRICIA ROSALES	LOUISIANA TECH UNIVERSITY	130	32.3%
10	ALLYSHA HOWARD	FAIRLEIGH DICKINSON UNIVERSITY	197	32.0%
11	MIA STOLAKIS	TULANE UNIVERSITY	79	31.6%
12	RACHEL NELSON	UNIV. OF WISCONSIN, WHITEWATER	154	30.5%
13	PAIGE PETERS	VANDERBILT UNIVERSITY	248	30.2%
14	SHELBY DAVIS	OKLAHOMA CHRISTIAN	86	30.2%
15	JULIANNA SPINA	FAIRLEIGH DICKINSON UNIVERSITY	84	29.8%

LEADOFF BOWLER - 1ST FRAME STRIKE %				
RANK	PLAYER	SCHOOL	FRAMES	STRIKE %
1	TRISHELLE LEAL URIBE	MOUNT ST. MARYS UNIVERSITY	133	57.9%
2	MAYA AVILEZ	NORTH CAROLINA A&T STATE UNIVERSITY	226	55.3%
3	DANIELLE FENDENHEIM	EMMANUEL UNIVERSITY	127	54.3%
4	KYLEE TREXLER	LOUISIANA TECH UNIVERSITY	222	52.7%
5	SARALYNE NASSBERG	ARKANSAS STATE UNIVERSITY	122	52.5%
6	MEGAN GRAMS	YOUNGSTOWN STATE UNIVERSITY	124	52.4%
7	RACHEL ONG	SAM HOUSTON STATE UNIVERSITY	138	49.3%
8	EMMA STULL	ARKANSAS STATE UNIVERSITY	164	48.8%
9	MORGAN GITLITZ	TULANE UNIVERSITY	217	48.4%
10	ISABEL ALLEN	JACKSONVILLE STATE	141	48.2%
11	BROOKE DRIVER	UNIV. OF MARYLAND EASTERN SHORE	178	47.8%
12	BREE HEATHSCOTT	UNIV. OF CENTRAL MISSOURI	104	46.2%
13	HALEY LINDLEY	VANDERBILT UNIVERSITY	215	46.0%
14	RANELLE ULANDAY	DUQUESNE UNIVERSITY	181	45.9%
15	LYNDSAY ENNIS	YOUNGSTOWN STATE UNIVERSITY	92	45.7%



2023-24 NTCA NATIONAL WOMENS BOWLING INDIVIDUAL SEASON

3/17/2024

INDIVIDUAL SPARE CONVERSION %

OVERALL				
RANK	PLAYER	SCHOOL	Attempts	Spare %
1	ISABEL ALLEN	JACKSONVILLE STATE	427	81.0%
2	REBECCA HAGERMAN	JACKSONVILLE STATE	461	77.4%
3	GILLIAN MOORE	EMMANUEL UNIVERSITY	400	77.0%
4	MELANIE KATEN	NORTH CAROLINA A&T STATE UNIVERSITY	386	76.9%
5	PAIGE PETERS	VANDERBILT UNIVERSITY	593	76.4%
6	LAUREN TOMASZEWSKI	NORTH CAROLINA A&T STATE UNIVERSITY	548	76.1%
7	JILLIAN MARTIN	UNIV. OF NEBRASKA	552	75.9%
8	ANNA MAXWELL	MARYVILLE UNIVERSITY	697	75.8%
9	DENISE BLANKENZEE	SAM HOUSTON STATE UNIVERSITY	576	75.2%
10	MORGAN BROOKOVER	DUQUESNE UNIVERSITY	319	74.9%
11	KAILEE CHANNELL	VANDERBILT UNIVERSITY	330	74.5%
12	MARANDA PATTISON	JACKSONVILLE STATE	455	74.3%
13	BRYSAL BEYER	STEPHEN F. AUSTIN	449	74.2%
14	KATIE ROBB	NORTH CAROLINA A&T STATE UNIVERSITY	594	74.1%
15	VICTORIA VARANO	VANDERBILT UNIVERSITY	577	73.8%

INDIVIDUAL "MAKEABLE" SPARE CONVERSION %

OVERALL				
RANK	PLAYER	SCHOOL	Attempts	Makeable Spare %
1	CRYSTAL ELLIOTT	JACKSONVILLE STATE	392	90.3%
2	ISABEL ALLEN	JACKSONVILLE STATE	370	90.0%
3	REBECCA HAGERMAN	JACKSONVILLE STATE	390	89.2%
4	JILLIAN MARTIN	UNIV. OF NEBRASKA	460	88.5%
5	LAUREN TOMASZEWSKI	NORTH CAROLINA A&T STATE UNIVERSITY	469	87.6%
6	DANIELLE JEDLICKI	LOUISIANA TECH UNIVERSITY	451	87.6%
7	ANNA MAXWELL	MARYVILLE UNIVERSITY	588	86.7%
8	MARANDA PATTISON	JACKSONVILLE STATE	384	86.5%
9	KATIE ROBB	NORTH CAROLINA A&T STATE UNIVERSITY	500	86.4%
10	CHLOE NEWBERRY	NORTH CAROLINA A&T STATE UNIVERSITY	460	86.3%
11	DENISE BLANKENZEE	SAM HOUSTON STATE UNIVERSITY	489	86.3%
12	MELANIE KATEN	NORTH CAROLINA A&T STATE UNIVERSITY	334	86.2%
13	VICTORIA VARANO	VANDERBILT UNIVERSITY	478	86.2%
14	BRYSAL BEYER	STEPHEN F. AUSTIN	367	86.1%
15	ALYSSA BALLARD	VANDERBILT UNIVERSITY	302	86.1%

TRADITIONAL FORMAT

RANK	PLAYER	SCHOOL	Attempts	Spare %
1	ISABEL ALLEN	JACKSONVILLE STATE	164	83.5%
2	REBECCA HAGERMAN	JACKSONVILLE STATE	180	82.2%
3	RAMITA SARTTONG	SAM HOUSTON STATE UNIVERSITY	164	80.5%
4	KAILEE CHANNELL	VANDERBILT UNIVERSITY	124	79.8%
5	PAIGE PETERS	VANDERBILT UNIVERSITY	242	79.8%
6	MELANIE KATEN	NORTH CAROLINA A&T STATE UNIVERSITY	147	78.2%
7	BRYSAL BEYER	STEPHEN F. AUSTIN	181	77.3%
8	ALYSSA BALLARD	VANDERBILT UNIVERSITY	166	77.1%
9	ANNA MAXWELL	MARYVILLE UNIVERSITY	266	77.1%
10	GILLIAN MOORE	EMMANUEL UNIVERSITY	148	77.0%
11	DANIELLE JEDLICKI	LOUISIANA TECH UNIVERSITY	233	76.8%
12	KATIE ROBB	NORTH CAROLINA A&T STATE UNIVERSITY	241	76.8%
13	CRYSTAL ELLIOTT	JACKSONVILLE STATE	189	76.7%
14	BREE HEATHSCOTT	UNIV. OF CENTRAL MISSOURI	203	76.4%
15	PATRICIA ROSALES	LOUISIANA TECH UNIVERSITY	228	75.9%

TRADITIONAL FORMAT


RANK	PLAYER	SCHOOL	Attempts	Makeable Spare %
1	CRYSTAL ELLIOTT	JACKSONVILLE STATE	153	92.8%
2	REBECCA HAGERMAN	JACKSONVILLE STATE	154	92.2%
3	ALYSSA ALEXANDER	MOUNT ST. MARYS UNIVERSITY	159	91.2%
4	RAMITA SARTTONG	SAM HOUSTON STATE UNIVERSITY	142	90.8%
5	ISABEL ALLEN	JACKSONVILLE STATE	146	90.4%
6	ALYSSA BALLARD	VANDERBILT UNIVERSITY	139	89.9%
7	CHLOE NEWBERRY	NORTH CAROLINA A&T STATE UNIVERSITY	173	89.6%
8	DANIELLE JEDLICKI	LOUISIANA TECH UNIVERSITY	194	89.2%
9	KIRSTEN MOORE	YOUNGSTOWN STATE UNIVERSITY	145	89.0%
10	ANNA MAXWELL	MARYVILLE UNIVERSITY	222	88.7%
11	LANI BREEDLOVE	UNIV. OF NEBRASKA	94	88.3%
12	KAILEE CHANNELL	VANDERBILT UNIVERSITY	108	88.0%
13	PATRICIA ROSALES	LOUISIANA TECH UNIVERSITY	186	87.6%
14	MORGAN DAVIS	MONMOUTH UNIVERSITY	97	87.6%
15	KATIE ROBB	NORTH CAROLINA A&T STATE UNIVERSITY	208	87.5%

BAKER FORMAT

RANK	PLAYER	SCHOOL	Attempts	Spare %
1	ISABEL ALLEN	JACKSONVILLE STATE	263	79.5%
2	LAUREN TOMASZEWSKI	NORTH CAROLINA A&T STATE UNIVERSITY	319	77.4%
3	GILLIAN MOORE	EMMANUEL UNIVERSITY	252	77.0%
4	JILLIAN MARTIN	UNIV. OF NEBRASKA	329	76.9%
5	MORGAN BROOKOVER	DUQUESNE UNIVERSITY	175	76.6%
6	MELANIE KATEN	NORTH CAROLINA A&T STATE UNIVERSITY	239	76.2%
7	VICTORIA VARANO	VANDERBILT UNIVERSITY	347	76.1%
8	RACHEL ONG	SAM HOUSTON STATE UNIVERSITY	175	75.4%
9	DENISE BLANKENZEE	SAM HOUSTON STATE UNIVERSITY	341	75.4%
10	ANNA MAXWELL	MARYVILLE UNIVERSITY	431	74.9%
11	MACKENZIE JUEDES	UNIV. OF WISCONSIN, WHITEWATER	147	74.8%
12	REBECCA HAGERMAN	JACKSONVILLE STATE	281	74.4%
13	PAIGE PETERS	VANDERBILT UNIVERSITY	351	74.1%
14	MARANDA PATTISON	JACKSONVILLE STATE	259	73.7%
15	FRANCESCA OLAY	FLORIDA A&M UNIVERSITY	193	73.6%

BAKER FORMAT

RANK	PLAYER	SCHOOL	Attempts	Makeable Spare %
1	JILLIAN MARTIN	UNIV. OF NEBRASKA	274	90.1%
2	LAUREN TOMASZEWSKI	NORTH CAROLINA A&T STATE UNIVERSITY	273	89.7%
3	ISABEL ALLEN	JACKSONVILLE STATE	224	89.7%
4	CRYSTAL ELLIOTT	JACKSONVILLE STATE	239	88.7%
5	REBECCA HAGERMAN	JACKSONVILLE STATE	236	87.3%
6	MACKENZIE JUEDES	UNIV. OF WISCONSIN, WHITEWATER	125	87.2%
7	VICTORIA VARANO	VANDERBILT UNIVERSITY	292	87.0%
8	MARANDA PATTISON	JACKSONVILLE STATE	217	86.6%
9	JADE COTE	YOUNGSTOWN STATE UNIVERSITY	201	86.6%
10	DENISE BLANKENZEE	SAM HOUSTON STATE UNIVERSITY	290	86.6%
11	DANIELLE JEDLICKI	LOUISIANA TECH UNIVERSITY	257	86.4%
12	MORGAN BROOKOVER	DUQUESNE UNIVERSITY	150	86.0%
13	MELANIE KATEN	NORTH CAROLINA A&T STATE UNIVERSITY	207	86.0%
14	KIARRA SALDI	DUQUESNE UNIVERSITY	290	85.9%
15	PAIGE PETERS	VANDERBILT UNIVERSITY	299	85.6%



2023-24 NTCA NATIONAL WOMENS BOWLING INDIVIDUAL SEASON

3/17/2024

INDIVIDUAL SPLIT CONVERSION %

OVERALL				
RANK	PLAYER	SCHOOL	Attempts	Split Conv %
1	GILLIAN MOORE	EMMANUEL UNIVERSITY	57	29.8%
2	KAYLEIGH MCMULLEN	LINCOLN MEMORIAL UNIVERSITY	71	25.4%
3	KAYLEE MCCLEERY	OKLAHOMA CHRISTIAN	48	25.0%
4	DAPHNE STUBER	SAINT VINCENT COLLEGE	45	24.4%
5	MORGAN BROOKOVER	DUQUESNE UNIVERSITY	46	23.9%
6	TAYLOR PENN	COPPIN STATE UNIVERSITY	77	23.4%
7	MORGAN LICAUSI	STEPHEN F. AUSTIN	56	23.2%
8	ISABEL ALLEN	JACKSONVILLE STATE	57	22.8%
9	EMILIE PLESHAR	AURORA UNIVERSITY	79	22.8%
10	KATELYN WATSON	AURORA UNIVERSITY	66	22.7%
11	JESSICA PINELLI	MOLLOY UNIVERSITY	77	22.1%
12	AMY CHRZANOWSKI	FAIRLEIGH DICKINSON UNIVERSITY	73	21.9%
13	KYLIE FIERMUGA	ELMHURST UNIVERSITY	74	21.6%
14	ANGELIA	WAGNER COLLEGE	75	21.3%
15	ELIZABETH STOKLEY	TEXAS SOUTHERN UNIVERSITY	66	21.2%

INDIVIDUAL SPLIT LEAVE %

OVERALL				
RANK	PLAYER	SCHOOL	Strike Attempts	Split Leave %
1	PAIGE PETERS	VANDERBILT UNIVERSITY	1261	6.0%
2	LAUREN TOMASZEWSKI	NORTH CAROLINA A&T STATE UNIVERSITY	1250	6.3%
3	REBECCA HAGERMAN	JACKSONVILLE STATE	1091	6.5%
4	MIA SIMINITUS	ALVERNIA UNIVERSITY	671	6.6%
5	SHAKYIA JOHNSON	COPPIN STATE UNIVERSITY	864	6.6%
6	ISABEL ALLEN	JACKSONVILLE STATE	860	6.6%
7	EMMA STULL	ARKANSAS STATE UNIVERSITY	1008	6.6%
8	BRENNA HARTZLER	UNIV. OF NEBRASKA	1216	6.7%
9	ALLYSHA HOWARD	FAIRLEIGH DICKINSON UNIVERSITY	912	6.7%
10	AMANDA NAUJOKAS	VANDERBILT UNIVERSITY	620	6.8%
11	MAYA AVILEZ	NORTH CAROLINA A&T STATE UNIVERSITY	1175	6.8%
12	MARANDA PATTISON	JACKSONVILLE STATE	1032	6.9%
13	MICHAELA MORGAN	WILLIAM SMITH COLLEGE	664	6.9%
14	ALEXANDRIA MADIGAN	COPPIN STATE UNIVERSITY	864	7.1%
15	TIFFANY WONG	ADELPHI UNIVERSITY	1073	7.1%

TRADITIONAL FORMAT

RANK	PLAYER	SCHOOL	Attempts	Split Conv %
1	TARA KUSTER	BELMONT ABBEY COLLEGE	12	41.7%
	ERIN YATES	BALDWIN WALLACE UNIVERSITY	12	41.7%
3	HANNAH BARTLETT	CARROLL UNIVERSITY	21	38.1%
4	KYLIE FIERMUGA	ELMHURST UNIVERSITY	24	37.5%
5	MADDIE REYNOLDS	OKLAHOMA CHRISTIAN	11	36.4%
	LOGAN AKAN	MERRIMACK COLLEGE	11	36.4%
7	BRIANNA BOGUES	TEXAS SOUTHERN UNIVERSITY	23	34.8%
8	NANCY KOHUT	SACRED HEART UNIVERSITY	12	33.3%
9	WINTER BROWN	LA ROCHE UNIVERSITY	13	30.8%
	HAYLEY KEPHART	ROBERTS WESLEYAN UNIVERSITY	13	30.8%
11	AG	WAGNER COLLEGE	23	30.4%
	KAYLEE MCCLEERY	OKLAHOMA CHRISTIAN	23	30.4%
13	ASHLEY DIXON 16	HILBERT COLLEGE	30	30.0%
14	SAMANTHA NOVAK	AUGUSTANA COLLEGE (IL)	17	29.4%
	MADISON MUCKLE	COPPIN STATE UNIVERSITY	34	29.4%

TRADITIONAL FORMAT


RANK	PLAYER	SCHOOL	Strike Attempts	Split Leave %
1	MIKAELA JACKSON	FLORIDA A&M UNIVERSITY	243	4.1%
2	PAIGE PETERS	VANDERBILT UNIVERSITY	540	4.4%
3	HANNAH BURTON	FLORIDA A&M UNIVERSITY	283	4.9%
4	HAYLEY KEPHART	ROBERTS WESLEYAN UNIVERSITY	256	5.1%
5	MIA SIMINITUS	ALVERNIA UNIVERSITY	273	5.1%
6	ISABEL ALLEN	JACKSONVILLE STATE	326	5.5%
7	RHIANNON DAVIS	LINCOLN MEMORIAL UNIVERSITY	246	5.7%
8	JASMINE SCHULZE	WRIGHT STATE UNIVERSITY	242	5.8%
9	TIFFANY WONG	ADELPHI UNIVERSITY	473	5.9%
10	EMMA STULL	ARKANSAS STATE UNIVERSITY	370	5.9%
11	BRENNA HARTZLER	UNIV. OF NEBRASKA	454	5.9%
12	REBECCA HAGERMAN	JACKSONVILLE STATE	430	6.0%
13	BREE HEATHSCOTT	UNIV. OF CENTRAL MISSOURI	356	6.2%
14	KAILEE CHANNELL	VANDERBILT UNIVERSITY	256	6.3%
15	KRISTEN DERR	TULANE UNIVERSITY	380	6.3%

BAKER FORMAT

RANK	PLAYER	SCHOOL	Attempts	Split Conv %
1	GILLIAN MOORE	EMMANUEL UNIVERSITY	37	35.1%
2	JULIA PARSO	BALDWIN WALLACE UNIVERSITY	15	33.3%
3	LAURA GARCIA	NORTH CAROLINA A&T STATE UNIVERSITY	16	31.3%
4	HAYLEY KEPHART	ROBERTS WESLEYAN UNIVERSITY	17	29.4%
5	DAPHNE STUBER	SAINT VINCENT COLLEGE	24	29.2%
6	KAYLEIGH MCMULLEN	LINCOLN MEMORIAL UNIVERSITY	39	28.2%
7	SAMANTHA NOVAK	AUGUSTANA COLLEGE (IL)	18	27.8%
8	KATIE SEARCH	PENN STATE UNIVERSITY - ALTOONA	47	27.7%
9	MORGAN DAVIS	MONMOUTH UNIVERSITY	22	27.3%
10	JALAYA ALLEN	NORFOLK STATE UNIVERSITY	37	27.0%
11	ANNABELLE OLAY	FLORIDA A&M UNIVERSITY	26	26.9%
12	FRANCESCA OLAY	FLORIDA A&M UNIVERSITY	19	26.3%
13	RYLEIGH MURRAY	LEWIS UNIVERSITY	23	26.1%
14	LYRIC OSTEEEN	ALABAMA STATE UNIVERSITY	35	25.7%
15	ANGELIA	WAGNER COLLEGE	52	25.0%

BAKER FORMAT

RANK	PLAYER	SCHOOL	Strike Attempts	Split Leave %
1	EMILY BROCK	NIAGARA UNIVERSITY	540	5.6%
2	FRANCESCA OLAY	FLORIDA A&M UNIVERSITY	306	6.2%
3	LAUREN TOMASZEWSKI	NORTH CAROLINA A&T STATE UNIVERSITY	740	6.2%
4	ALIZA SHIRK	MOUNT ST. MARYS UNIVERSITY	350	6.3%
5	SHAKYIA JOHNSON	COPPIN STATE UNIVERSITY	474	6.3%
6	ALEXANDRIA MADIGAN	COPPIN STATE UNIVERSITY	474	6.5%
7	BROOKE DRIVER	UNIV. OF MARYLAND EASTERN SHORE	559	6.6%
8	MICHAELA MORGAN	WILLIAM SMITH COLLEGE	360	6.7%
9	MAYA AVILEZ	NORTH CAROLINA A&T STATE UNIVERSITY	680	6.8%
10	SYDNEY REARDON	DELAWARE STATE UNIVERSITY	576	6.8%
11	GIANA GIAMPAPA	ADELPHI UNIVERSITY	529	6.8%
12	REBECCA HAGERMAN	JACKSONVILLE STATE	661	6.8%
13	MOLLIE GIZICKI	DAEMEN UNIVERSITY	306	6.9%
14	MADELYNN OLIVA	UNIV. OF ALABAMA-BIRMINGHAM	523	6.9%
15	ALLYSHA HOWARD	FAIRLEIGH DICKINSON UNIVERSITY	537	6.9%



2023-24 NTCA NATIONAL WOMENS BOWLING INDIVIDUAL SEASON STATISTICAL LEADERS

3/17/2024

PLAYER COMPOSITE PERFORMANCE INDEX (PCPI)

The Player Composite Performance Index is a measure that combines the identified categories "percentage of competitors that a bowler has outperformed" within that category. The calculation of the PCPI categories are weighted (SEE FIGURE BELOW CATEGORY). A player that ranks first in a category is given a PCP of 100%. The PCP then is reduced as a % of the number of eligible bowlers for each positional change. The INDEX calculates the percentage of bowlers that a bowler outperforms across the category weightings. It does not consider the magnitude in the actual category performance differences between the athletes. Values of "NR" indicate a player falls short of minimum attempts required to be considered.

RANK	PLAYER	SCHOOL	FRAMES	% of Team Frames	PCPI	OVER ALL AVG	TRAD AVG	BAKER AVG	BAKER DBL %	10TH FRAME AVG (ALL)	FILL %	STRIKE %	1ST BALL "9+" %	AVG 1ST BALL	OVER-ALL SPARE %	MAKE-ABLE SPARE %	SINGLE PIN SPARE %	SPLIT LEAVE %
1	REBECCA HAGERMAN	JACKSONVILLE STATE	1,091	92.0%	99.296%	217.7	219.2	216.8	61.1%	21.29	90.5%	57.7%	82.5%	9.26	77.4%	89.2%	91.9%	6.5%
2	LAUREN TOMASZEWSKI	NORTH CAROLINA A&T STATE UNIVERSITY	1,250	100.0%	99.062%	217.0	214.0	219.1	59.0%	22.14	89.5%	56.2%	80.8%	9.23	76.1%	87.6%	92.2%	6.3%
3	MARANDA PATTISON	JACKSONVILLE STATE	1,032	87.0%	98.022%	212.5	210.7	213.7	57.8%	22.10	88.7%	55.9%	80.6%	9.23	74.3%	86.5%	91.0%	6.9%
4	CRYSTAL ELLIOTT	JACKSONVILLE STATE	1,146	96.6%	97.271%	213.0	218.3	209.4	57.3%	20.84	88.8%	57.4%	81.2%	9.23	73.8%	90.3%	96.3%	8.4%
5	JADE COTE	YOUNGSTOWN STATE UNIVERSITY	924	85.4%	97.227%	214.1	212.6	215.0	60.2%	21.51	88.0%	58.2%	81.8%	9.25	71.2%	84.5%	89.0%	7.5%
6	DENISE BLANKENZEE	SAM HOUSTON STATE UNIVERSITY	1,202	100.0%	96.113%	209.6	205.8	212.0	55.5%	21.67	88.1%	52.1%	77.4%	9.11	75.2%	86.3%	94.4%	7.2%
7	PAIGE PETERS	VANDERBILT UNIVERSITY	1,261	92.6%	95.885%	211.0	214.8	208.1	53.0%	20.97	88.9%	53.0%	79.1%	9.16	76.4%	85.7%	89.4%	6.0%
8	PATRICIA ROSALES	LOUISIANA TECH UNIVERSITY	1,169	97.3%	95.674%	209.1	208.3	209.5	56.9%	21.63	87.6%	53.7%	74.9%	9.07	73.2%	84.4%	94.7%	7.9%
9	JILLIAN MARTIN	UNIV. OF NEBRASKA	1,164	94.3%	95.445%	209.5	205.1	212.1	54.0%	20.99	88.6%	52.6%	79.9%	9.19	75.9%	88.5%	90.9%	7.9%
10	VICTORIA VARANO	VANDERBILT UNIVERSITY	1,239	91.0%	95.271%	208.1	205.9	209.6	56.0%	20.94	87.8%	53.4%	76.7%	9.10	73.8%	86.2%	93.4%	8.0%
11	ISABEL ALLEN	JACKSONVILLE STATE	860	72.5%	94.941%	208.0	208.4	207.7	54.4%	19.44	90.6%	50.3%	78.8%	9.13	81.0%	90.0%	95.5%	6.6%
12	EMMA STULL	ARKANSAS STATE UNIVERSITY	1,008	93.0%	94.655%	208.7	210.5	207.6	53.5%	21.71	87.2%	53.2%	78.7%	9.14	72.7%	83.5%	89.5%	6.6%
13	KARLI VANDUINEN	ARKANSAS STATE UNIVERSITY	1,035	95.5%	93.565%	209.5	210.0	209.1	57.9%	20.36	86.9%	55.6%	79.0%	9.19	70.4%	83.8%	86.0%	8.1%
14	BROOKE ROBERTS	UNIV. OF MARYLAND EASTERN SHORE	1,112	99.5%	93.139%	206.1	207.3	205.3	55.0%	20.34	86.8%	51.3%	79.5%	9.16	72.8%	84.7%	91.4%	7.6%
15	ALLIE LEIENDECKER	LOUISIANA TECH UNIVERSITY	1,142	95.0%	92.222%	207.9	207.5	208.2	56.1%	21.36	85.8%	54.7%	77.2%	9.11	68.7%	85.0%	90.3%	9.7%
16	KAYLA VERSTRAETE	UNIV. OF NEBRASKA	1,006	81.5%	92.025%	206.2	204.8	207.1	54.4%	20.95	86.3%	51.3%	78.2%	9.12	71.8%	84.4%	91.9%	8.4%
17	KYLEE TREXLER	LOUISIANA TECH UNIVERSITY	913	76.0%	91.398%	206.0	202.6	208.8	59.1%	22.51	86.0%	52.5%	74.9%	9.07	70.5%	82.0%	88.3%	8.0%
18	CHLOE NEWBERRY	NORTH CAROLINA A&T STATE UNIVERSITY	1,163	93.0%	91.175%	206.0	208.1	204.7	50.9%	20.84	86.4%	51.5%	77.8%	9.09	72.0%	86.3%	92.2%	8.9%
19	KATIE ROBB	NORTH CAROLINA A&T STATE UNIVERSITY	1,175	94.0%	91.114%	203.2	206.4	200.8	51.1%	20.71	86.9%	49.4%	75.0%	9.04	74.1%	86.4%	92.0%	8.0%
20	MADYSON MARX	YOUNGSTOWN STATE UNIVERSITY	935	86.4%	90.733%	207.8	209.7	206.6	58.3%	21.38	85.6%	54.8%	76.7%	9.14	68.1%	82.5%	86.8%	9.7%
21	ALYSSA ALEXANDER	MOUNT ST. MARYS UNIVERSITY	991	99.9%	90.664%	206.4	207.2	205.9	49.5%	20.52	86.6%	52.5%	78.8%	9.13	71.8%	84.5%	89.7%	8.6%
22	BRYSTAL BEYER	STEPHEN F. AUSTIN	907	96.3%	90.527%	205.6	204.9	206.0	50.8%	20.27	87.2%	50.5%	76.5%	9.11	74.2%	86.1%	90.7%	9.0%
23	MAYA AVILEZ	NORTH CAROLINA A&T STATE UNIVERSITY	1,175	94.0%	90.306%	206.5	204.9	207.6	51.7%	19.92	86.1%	52.5%	77.8%	9.12	70.8%	80.5%	88.9%	6.8%
24	KIRSTEN MOORE	YOUNGSTOWN STATE UNIVERSITY	1,080	99.8%	90.238%	207.2	217.0	200.9	51.9%	20.32	85.8%	52.7%	79.1%	9.16	70.1%	83.1%	87.4%	8.5%

RANK	PLAYER	SCHOOL	FRAMES	% of Team Frames	PCPI
25	BRENNA HARTZLER	UNIV. OF NEBRASKA	1,216	98.5%	89.106%
26	ANNA MAXWELL	MARYVILLE UNIVERSITY	1,314	98.5%	87.048%
27	KRISTEN DERR	TULANE UNIVERSITY	1,026	94.8%	86.630%
28	ANDREA PEREZ PEREZ	UNIV. OF CENTRAL MISSOURI	930	99.6%	86.253%
29	BROOKLYN BOUDREAU	ARKANSAS STATE UNIVERSITY	881	81.3%	85.655%
30	FAITH WELCH	ARKANSAS STATE UNIVERSITY	971	89.6%	85.458%
31	KAIA GRAY	SAM HOUSTON STATE UNIVERSITY	1,141	94.9%	85.426%
32	HALEY LINDLEY	VANDERBILT UNIVERSITY	1,080	79.3%	85.182%
33	ALLYSHA HOWARD	FAIRLEIGH DICKINSON UNIVERSITY	912	96.8%	84.650%
34	DANIELLE JEDLICKI	LOUISIANA TECH UNIVERSITY	1,090	90.7%	83.575%
35	NATALIE HELTNE	MARYVILLE UNIVERSITY	1,111	83.3%	82.970%
36	KIEARRA SALDI	DUQUESNE UNIVERSITY	999	96.8%	82.162%
37	SYDNEY REARDON	DELAWARE STATE UNIVERSITY	947	93.8%	81.459%
38	OLIVIA LAMPKIN	MERRIMACK COLLEGE	705	97.1%	81.030%
39	SHANNON SMALL	DUQUESNE UNIVERSITY	990	95.9%	80.509%
40	JULIANA KERRIGAN	STEPHEN F. AUSTIN	852	90.4%	80.453%
41	CASSIDY ANSCHUTZ	MERRIMACK COLLEGE	725	99.9%	80.052%
42	ABBIE LEIENDECKER	LOUISIANA TECH UNIVERSITY	1,002	83.4%	79.939%
43	SAMANTHA STREBEL	MERCYHURST UNIVERSITY	1,093	99.0%	79.373%
44	LAUREN MARKS	CALDWELL UNIVERSITY	818	100.0%	78.976%
45	STEPHANIE MCCOY	SAM HOUSTON STATE UNIVERSITY	977	81.3%	78.433%
46	MIA STOLAKIS	TULANE UNIVERSITY	899	83.1%	78.427%
47	KARLEIGH LEMOND	SACRED HEART UNIVERSITY	874	85.5%	77.997%
48	CHLOE SROMOVSKI	KUTZTOWN UNIVERSITY	761	96.6%	77.848%
49	KAYLEIGH MCMULLEN	LINCOLN MEMORIAL UNIVERSITY	936	100.0%	77.202%
50	GILLIAN MOORE	EMMANUEL UNIVERSITY	680	100.0%	76.289%

OVER ALL AVG	TRAD AVG	BAKER AVG	BAKER DBL %	10TH FRAME AVG (ALL)	FILL %	STRIKE %	1ST BALL "9+" %	AVG 1ST BALL	OVER-ALL SPARE %	MAKE-ABLE SPARE %	SINGLE PIN SPARE %	SPLIT LEAVE %
15.0%	10.0%	10.0%	10.0%	5.0%	15.0%	10.0%	0.0%	5.0%	0.0%	10.0%	5.0%	5.0%
201.6	202.3	201.2	54.1%	21.11	86.1%	49.7%	75.3%	9.06	72.4%	81.2%	89.1%	6.7%
200.7	203.0	199.3	47.7%	19.98	87.1%	47.0%	74.8%	9.03	75.8%	86.7%	91.0%	8.3%
201.7	205.1	199.7	49.6%	19.95	85.4%	50.1%	77.5%	9.09	70.7%	81.7%	87.9%	7.9%
200.6	197.5	202.6	55.8%	20.33	84.7%	48.2%	74.5%	8.96	70.5%	81.4%	89.0%	7.3%
201.3	203.6	199.9	46.4%	20.48	85.9%	47.3%	73.9%	9.03	73.3%	83.8%	89.3%	7.9%
202.0	198.9	203.9	50.8%	19.68	85.5%	50.5%	75.8%	9.07	70.7%	82.7%	87.0%	9.2%
200.8	200.6	200.9	49.8%	21.65	84.7%	50.2%	75.5%	9.05	69.2%	82.9%	89.6%	9.9%
202.9	205.7	201.0	51.2%	21.15	83.8%	49.8%	76.2%	9.11	67.7%	80.8%	84.2%	8.8%
204.3	207.5	202.1	52.5%	20.61	83.8%	53.0%	76.8%	9.04	65.5%	74.7%	82.0%	6.7%
200.7	198.0	202.4	47.6%	19.17	85.6%	48.3%	74.1%	9.01	72.1%	87.6%	91.8%	10.3%
199.5	199.2	199.7	48.6%	20.74	85.0%	47.2%	71.6%	8.99	71.6%	84.2%	90.4%	10.2%
199.8	201.9	198.6	43.2%	20.20	85.3%	47.8%	70.1%	8.91	71.8%	84.9%	93.7%	9.0%
198.4	193.8	201.4	56.9%	20.11	83.5%	48.0%	72.4%	8.99	68.3%	78.2%	85.3%	8.3%
201.4	204.4	199.6	53.2%	21.13	82.6%	51.1%	74.2%	9.07	64.3%	80.1%	84.7%	11.1%
197.4	201.3	195.3	49.6%	21.28	83.6%	47.0%	71.4%	8.99	69.1%	81.6%	87.6%	9.6%
198.3	201.0	196.6	47.1%	19.46	83.9%	50.0%	72.7%	9.02	67.8%	82.1%	92.2%	10.1%
199.7	208.8	193.9	47.9%	19.16	83.3%	51.4%	76.1%	9.05	65.6%	78.5%	85.5%	8.7%
198.0	204.6	193.6	47.8%	19.95	83.6%	49.5%	72.8%	8.97	67.6%	81.6%	90.6%	10.3%
198.3	196.1	199.8	49.5%	19.65	83.3%	47.8%	71.8%	8.97	67.9%	82.0%	88.5%	10.1%
197.0	197.3	196.8	47.6%	19.52	83.7%	48.3%	72.5%	8.96	68.6%	79.0%	88.4%	8.6%
197.0	192.1	199.9	49.5%	18.53	84.4%	46.6%	72.4%	8.95	70.9%	83.0%	87.7%	8.8%
197.8	198.1	197.6	53.3%	20.44	82.6%	49.3%	73.2%	8.92	65.8%	76.4%	84.7%	8.8%
195.6	190.7	198.7	47.2%	19.47	85.1%	44.9%	71.3%	8.92	73.0%	82.2%	87.9%	7.6%
199.2	201.5	197.7	44.8%	20.41	83.0%	48.0%	71.9%	8.96	67.4%	79.5%	87.9%	9.7%
196.6	195.9	197.0	45.1%	19.71	85.1%	44.6%	69.7%	8.89	73.2%	80.8%	86.4%	7.6%
196.3	195.0	197.0	39.9%	20.04	86.5%	41.2%	70.9%	8.94	77.0%	84.8%	90.6%	8.4%